

Balázs HORVÁTH

Dualith

for flute with glissando headjoint, percussion and piano

2014

to the InterSpheres

SCORE

© Balázs Horváth, 2014

Flute with headjoint

Percussion

Piano with preparation and different objects.

Durata / Duration: ca. 7 min.

The piece is dedicated to *InterSpheres Trio* (Lisa Bost-Sandberg – flute, Éva Polgár – piano, Jacob Harpster – percussion).

World premiere: 08/05/2014, University of North Texas, College of Music, Voertman Hall, Denton, Texas, USA by *InterSpheres Trio* (Lisa Bost-Sandberg – fl, Éva Polgár – pf, Jacob Harpster – perc.)












Hungarian premiere: 15/06/2014, FUGA Centre of Architecture, Budapest, Hungary by *InterSpheres Trio* (Lisa Bost-Sandberg – fl, Éva Polgár – pf, Jacob Harpster – perc.)

Flute

Use the Glissando Headjoint (by Robert Dick). Always check which fingerings you need to use. The highest note of the given phrase is indicated with romboid notehead above or after the first note of the phrase. This should be the "in"-position note of the headjoint.

The glissando slides are to be played at the complete duration between the starting and the arriving notes.

Special signs

	Quartertone alteration up, down.
	Blow air into the instrument using the given finger-key (romboid notehead).
	Half air (breath) / half normal sound
	Tongue-pizzicato
	Key-noise with any (loud) keys
	Say the given consonant into the tube (short, dry noise)
	Whistle-tone – any overtone on the given pitch
	Jet-whistle
	Flageolet
	Breath-in, breath-out (through the instrument). The notes above the staff show the actual rhythm.
	Trumpet-ansatz (create sound with your lips as if in a trumpet)

Percussion

Marimba (possibly with 5 octaves), 3 Cow bells (B-flat3, A-flat3, G3 – below middle C) placed behind and above the Marimba keys, Nipple Gong (B-flat3 – below middle C) layed behind Marimba (it is suggested to lay the Nipple Gong diagonally and place it on two sponges for example so that you can beat and scratch it with different objects and it still has resonance), 1 Wood-block (high), Water Gong (any gong or small tam-tam that can be used as Water Gong. The instrument can be unpitched. You also need a bowl full of water.), Tam-tam (medium size).

Beaters: *hard mallet* (yawn headed marimba mallet. The wooden/bamboo handle of the beater is often used), *hot rod* (collection of thin wooden sticks), *friction stick* (a stick with a guiro-type surface generallyly made of plastic. It can be used to rub the edge of the Marimba keys to result a grainy sound. It might be substituted with a plastic guiro.), *superball* (rubber ball used by children fixed on the tip of a metal stick. It is used for rubbing or scraping the surface of Tam-tams and Timpani. Here it is also used to rub the surface of Marimba keys. The sound is basicly not the resonance of the instrument but that is of the superball), *comb* (usual plastic comb to scrape the edge of instruments), *arco* (double-bass bow), *elbow/fist* (to be used to beat the Tam-tam when there is no time to change to a soft T-t. beater).

Special signs



Rub the instrument (generally with a circular motion).




Stop-beat



Mute the sound / keep the instrument muted

l.v.

Let it vibrate




Move from the Center of the instrument to the Edge while beating

Piano preparation and objects to use:

- put **masking tape** across the strings of D-flat7–C8 – the highest octave of the piano. The result is a dry click or knock at roughly the normal pitch. You must play much softer than the resulting dynamics is needed.
- prepare the strings between G3-B3 (below middle C) with **rubber sticks or pieces**. The result is a bit muted sound.
- prepare a **glass** on the strings of C4 to B4. Pushing and moving the glass lengthwise the sound will slide (glissando effect).
- use **two kitchen sponges** – scrape the the given strings lengthwise with the rough side of the sponge
- use a **small and large superbball** (rubber ball used by children fixed on the tip of a metal stick). It is generally used for rubbing or scraping the surface of Tam-tams and Timpani. Here it is used to rub the surface of the given strings. The sound is basicly not the resonance of the instrument but that is of the superbball. The small one results higher sound, the large one results lower sound).
- use **plastic comb** to scrape the given strings – glissando across the strings or drop the comb onto the strings

Special signs




Rub the given string lengthwise with *superball*.
(If these strings are not reachable, use the nearest ones.)




Mute the string for the given duration (knocking, dry sound).



Knock on the lid (above the keys)



Move the glass on the strings (lengthwise) to create glissando.
The arrow shows the pitch direction.




Scratch the string lengthwise with *kitchen sponge*.
(If these strings are not reachable, use the nearest ones.)



Pedal with the given dynamics and attack



Nail-pizzicato (or *gliss.* across the strings).



Drop *comb* onto the strings; *gliss.* across the strings.

to the InterSpheres

Dualith

Balázs HORVÁTH

(*1976)

(♩ = 60) ca. 12 sec. ca. 7 sec.

Flauto (with glissando headjoint) *mf* 1/2 air ord. *sub.p* *arco* *mf* *tongue-pizz.* *mf* 1/2 air

Percussioni Cow Bell / Nipple Gong *p*

Pianoforte *small superball lengthwise* *p*

ca. 12 sec. ca. 7 sec. ca. 10 sec. ca. 6 sec.

Fl. 4 ord. *p* *glissando* *mf* ord. *p* *glissando* *mf* 1/2 air

Perc. Cow B. / N. Gong *p* *Nip. G. superball* *p*

Pf. *pppp (= pp)* *come prima* *pppp*

ca. 9 sec. ca. 5 sec. ca. 8 sec. ca. 6 sec.

Fl. 8 ord. *glissando* *glissando* "air" ord. *mf* *p*

Perc. Mar. *superball* *handle keep the stick vertically STOP* *reson. tubes* *superball ord.* *p*

Pf. *p* *ppp* *pp* *pppp*

ca. 8 sec. ca. 5 sec. ca. 4 sec. ca. 5 sec. ca. 5 sec.

12

Fl. *p* *gliss. lento* *mf* *mf* *p* *f (=pp)*

tongue-pizz. ord. key-noise

Mar. *Cow-b. arco* *pp* *pp* *p* *pp gliss.*

Cow B. / N. Gong *p* *pp* *p* *pp*

Pf. *p* *ord.* *pp* *pp* *pp*

handle of superball reson. tubes superb. *pp* handle of superball reson. tubes 3

knock on the lid (above keys)

ca. 7 sec. ca. 5 sec. ca. 7 sec. ca. 4 sec.

17 *1/2 air ord.* *mf* *p* *glissando* *ppp* *p* *glissando* *glissando* *ppp*

Fl. *ppp* *ppp*

ord. *ppp* *ppp*

Perc. *(Cow-b.) arco* *p* *Nip. G. arco* *p* *pp*

Cow B. / N. Gong *p* *pp* *pp* *pp*

Pf. *pp* *pp* *pp* *pp*

knock *pp* *pp* *pp*

wooden handle of hard mallet vertical STOP *pp*

ca. 3 sec.

ca. 4 sec.

ca. 5 sec.

21 "air" ord.

Fl. *p* *ppp* *pp* *mp* *p*

(Cow-b.) *p* *pp* *pp* *p*

Cow B. / N. Gong *p* *pp* *pp* *p*

Perc. *p* *pp* *pp* *p*

W-bl. / Wat.-G. / T-t. *pp* *pp* *pp* *p*

Pf. *p* *pp* *p* *p* *p*

Tempo: ♩ = 60

Instructions: "air" ord., frull., (Cow-b.) superb. beat, wooden handle of hard mallet vertical STOP, Cow-b. handle inside, Nip. G. vertical, knock, (muted), W-bl. hard mallet.

ca. 3 sec.

ca. 4 sec.

ca. 5 sec.

ca. 4 sec.

ad lib.

ca. 3 sec.

26 "air" frull. ord. G. P. "air" frull.

Fl. *pp* *p* *f* *pp*

Mar. *p*

Perc. *pp* *pp* *pp* *pp*

Cow B. / N. Gong *pp* *pp* *pp* *pp*

W-bl. / Wat.-G. / T-t. *p* *f* *f* *p*

Pf. *pp* *pp* *pp* *f* *pp*

Tempo: ♩ = 60

Instructions: "air" frull., ord., G. P., "air" frull., superb., Nip. G. hot rod, (T-t.), arco l.v., kitchen sponge lengthwise, 8va ord., kitchen sponge lengthwise.

♩ = 60

32

Fl. *p* *t* *p* *mp* *pp* *p* *pp* *p* *pp* *pp* *mp* *pp*

Mar. *hot rod* *3* *handle* *vertical* *5* *hard mallet STOP* *hot rod* *3*

Perc. *Nip. G.* *hot rod* *W-bl.* *hard mallet* *Cow-b.* *hot rod inside* *Nip. G.* *wooden handle of hard mallet* *Cow-b.* *hard mallet* *Nip. G.* *handle* *Cow-b.* *hot rod inside*

W-bl. / Wat.-G. / T-t. *pp*

Pf. *pizz.* *ord.* *(muted)* *knock* *(muted)* *pizz.*

p *mp* *p* *mp* *p* *mp* *p* *p*

Red *Red*

37

Fl. *p* *t* *p* *pp* *pp* *p* *pp* *p* *pp* *pp* *p* *pp* *p* *pp*

Mar. *handle* *vertical* *5* *hard mallet STOP* *hot rod* *hot rod* *3* *handle* *vertical* *6*

Perc. *Nip. G.* *hot rod* *(W-bl.)* *hard mallet* *Cow-b.* *hard mallet* *hot rod inside*

W-bl. / Wat.-G. / T-t. *pp*

Pf. *knock* *pizz.* *ord.* *(muted)* *knock* *(muted)*

p *mp* *p* *mp* *p* *mp* *p* *p* *mp*

Red *Red* *Red*

G. P.

41

Fl. *pp mp pp mp pp mp pp mp*

Mar. *handle sim. pp*

Perc. *(Cow-b.) hard mallet p*

Cow B. / N. Gong *pp E C E*

W-bl. / Wat.-G. / T-t. *T-t. elbow / fist mp*

Pf. *mp ppp*

ped.

45

Fl. *pp p pp p*

Mar. *hot rod "white keys" handle p ppp "black keys" glissando*

Perc. *Cow-b. hard mallet p Nip. G. handle STOP*

Cow B. / N. Gong *hot rod p C E p*

Pf. *p mp ppp p p*

mf

ped.

59

Fl. *mp p mp p > p mp p > mp mp p > mp p > mp*

Mar. *slur* *glissando* *glissando*

Perc. *sempre pp* (Nip. G.) *beat*

Cow B. / N. Gong *C → E*

Pf. *8va* *ppp* *p drop* *ppp* *p ppp* *ppp* *p ppp*

65

Fl. *mp p > mp mp p > pp p >*

Mar. *slur* *glissando* *glissando* *glissando*

Perc. (Nip. G.)

Cow B. / N. Gong *C → E*

Pf. *8va* *p ppp* *ppp p*

70

Fl. *frull.* *p > pp p > pp*

Mar. *friction stick* *sempre pp*

Perc. (Nip. G.)

Cow B. / N. Gong *C → E*

Pf. *8va* *ppp p ppp p ppp p*

75 *frull.*

Fl. *pp* *frull.*

Mar.

Perc. (Nip. G.) Cow-b. *comb* *pp*

Cow B. / N. Gong C → E C → E C → E C → E

Pf. *ppp* *p* *comb* *glissando* *pp* *p* *glissando* *pp*

80 *frull.*

Fl. *pp* *frull.*

Mar.

Perc. (Cow-b.) *comb* *pp*

Cow B. / N. Gong T-t. *pp*

W-bl. / Wat.-G. / T-t. *mp* *elbow / fist* *mp*

Pf. *comb* *glissando* *pp* *kitchen sponge lengthwise* *sim.* *pp* *8vb-p* *pp* *8vb-p*

100

Fl. "air" *pp*

Perc. (T-t.) *pp*

W-bl. / Wat.-G. / T-t. *pp*

Pf. kitchen sponge

Water Gong *pp*

superball *pp*

into the water

come prima

"air" *pp*

Water Gong *pp*

superball *pp*

elbow / fist *pp*

elbow / fist *pp*

8^{vb} 1/2 *pp*

105

Fl. "air" frull. *pp*

Perc. (Water Gong) *pp*

W-bl. / Wat.-G. / T-t. *pp*

Pf. *pp*

trumpet-tone (ansatz) *pp*

sim.

8^{vb} 1/2 *pp*

109

G. P.

Fl. come prima *pp*

Perc. (Water Gong) *pp*

W-bl. / Wat.-G. / T-t. *pp*

Pf. *pp*

gliss. across the strings

8^{vb} 1/4 *pp*

112

G. P.

Fl. *pp*

Perc. (Water Gong) *pp*

W-bl. / Wat.-G. / T-t. *pp*

Pf. *pp*

lunga

sim.

8^{vb} 1/4 *pp*